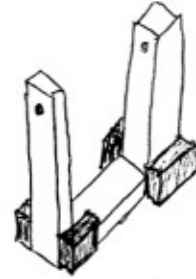

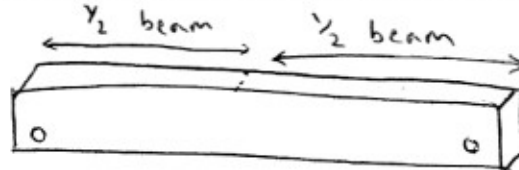


Step 5: Take out the brace blocks. Lay out the frame (the piece we made in step 2) and the blocks as shown in the picture. Glue the blocks to the frame. Use masking tape to hold the pieces together while they dry.



Step 6: Take out the base beams. Mark the center of the beams like this:



Line up the base beams next to the vertical struts and glue them in place. Make sure to tape the beams while the glue dries.

